

## Survey Name: George Stephenson High School English Survey

### Welcome

### About you

| 1 Are you?       |  |           |         |        |
|------------------|--|-----------|---------|--------|
|                  |  | Responses | Percent | Graphs |
| Male             |  | 10        | 42%     |        |
| Female           |  | 14        | 58%     |        |
| TOTAL RESPONSES: |  | 24        |         |        |
| Not Answered:    |  | 1         |         |        |






| 2 Please tick the answer that reflects your opinion on each of the following statements |             |            |                |             |            |                    |                 |        |
|---|-------------|------------|----------------|-------------|------------|--------------------|-----------------|--------|
|   | Always<br>1 | Often<br>2 | Sometimes<br>3 | Rarely<br>4 | Never<br>5 | Total<br>Responses | Not<br>Answered | Graphs |
| I use a computer in my English lesson   | 0%          | 8%         | 79%            | 13%         | 0%         | 24                 | 1               |        |
|   | (0)         | (2)        | (19)           | (3)         | (0)        |                    |                 |        |

| 3 I use a computer in English lessons to: |  |           |         |        |
|---|--|-----------|---------|--------|
|   |  | Responses | Percent | Graphs |
| Make a good copy                          |  | 19        | 79%     |        |
| Re-draft and edit my work                 |  | 11        | 45%     |        |
| Work in pairs or small groups             |  | 2         | 8%      |        |
| TOTAL CLICKS:                             |  | 32        |         |        |
| TOTAL RESPONSES:                          |  | 24        |         |        |
| Not Answered:                             |  | 1         |         |        |

### English lessons





| 4 Please tick the answer that reflects your opinion on each of the following statements |             |            |                |             |            |                    |                 |        |
|---|-------------|------------|----------------|-------------|------------|--------------------|-----------------|--------|
|   | Always<br>1 | Often<br>2 | Sometimes<br>3 | Rarely<br>4 | Never<br>5 | Total<br>Responses | Not<br>Answered | Graphs |
| I enjoy my work   | 22%         | 48%        | 13%            | 9%          | 8%         | 23                 | 2               |        |
|   | (5)         | (11)       | (3)            | (2)         | (2)        |                    |                 |        |
| I find the work challenging   | 0%          | 9%         | 44%            | 43%         | 4%         | 23                 | 2               |        |
|   | (0)         | (2)        | (10)           | (10)        | (1)        |                    |                 |        |
| I work in pairs or small groups   | 0%          | 48%        | 39%            | 4%          | 9%         | 23                 | 2               |        |
|   | (0)         | (11)       | (9)            | (1)         | (2)        |                    |                 |        |
| I do lots of different activities   | 22%         | 57%        | 17%            | 4%          | 0%         | 23                 | 2               |        |
|   | (5)         | (13)       | (4)            | (1)         | (0)        |                    |                 |        |


## Homework








| 5 Please answer the following questions on your homework |             |             |                |             |            |                    |                 |   |
|--|-------------|-------------|----------------|-------------|------------|--------------------|-----------------|---|
|  | Always<br>1 | Often<br>2  | Sometimes<br>3 | Rarely<br>4 | Never<br>5 | Total<br>Responses | Not<br>Answered | Graphs  |
| I use a computer for my homework                         | 26%<br>(6)  | 57%<br>(13) | 13%<br>(3)     | 0%<br>(0)   | 4%<br>(1)  | 23                 | 2               |  |
| I hand my homework in on time                            | 48%<br>(11) | 43%<br>(10) | 9%<br>(2)      | 0%<br>(0)   | 0%<br>(0)  | 23                 | 2               |  |
| I enjoy doing English homework                           | 4%<br>(1)   | 26%<br>(6)  | 26%<br>(6)     | 22%<br>(5)  | 22%<br>(5) | 23                 | 2               |  |
| I show my homework to my parent/guardian                 | 26%<br>(6)  | 22%<br>(5)  | 17%<br>(4)     | 31%<br>(7)  | 4%<br>(1)  | 23                 | 2               |  |
| I need help with spelling when doing English homework    | 4%<br>(1)   | 9%<br>(2)   | 30%<br>(7)     | 35%<br>(8)  | 22%<br>(5) | 23                 | 2               |  |

[top](#)

## Mobile phones

| 6 Do you own a mobile phone? |  |           |         |   |
|------------------------------|--|-----------|---------|---|
|                              |  | Responses | Percent | Graphs  |
| Yes                          |  | 22        | 95%     |   |
| No                           |  | 2         | 8%      |   |
| TOTAL CLICKS:                |  | 24        |         |  |
| TOTAL RESPONSES:             |  | 23        |         |  |
| Not Answered:                |  | 2         |         |   |

| 7 If you own a mobile please answer this question |                 |                |                     |            |                    |                 |   |
|---|-----------------|----------------|---------------------|------------|--------------------|-----------------|---|
|   | Frequently<br>1 | Sometimes<br>2 | Not very often<br>3 | Never<br>4 | Total<br>Responses | Not<br>Answered | Graphs  |
| How often do you use text messaging?              | 64%<br>(14)     | 27%<br>(6)     | 9%<br>(2)           | 0%<br>(0)  | 22                 | 3               |  |

| 8 When using my mobile phone         |   |           |         |   |
|--------------------------------------|---|-----------|---------|---|
|                                      |   | Responses | Percent | Graphs  |
| I use predictive text                |  | 7         | 31%     |   |
| I use textspeak                      |  | 11        | 50%     |   |
| I use full words                     |  | 2         | 9%      |   |
| I prefer to speak on my mobile phone |  | 2         | 9%      |   |
| I prefer to text on my mobile phone  |  | 11        | 50%     |   |
| TOTAL CLICKS:                        |   | 33        |         |  |
| TOTAL RESPONSES:                     |   | 22        |         |  |
| Not Answered:                        |   | 3         |         |   |

